


# 2 1500m Freestyle Mixed Final

Official

Total

Rank	Competitor	Age	Club	RT	PTS	Result
1	David Liversidge	48		0.89		19:00.85 Entry: 18:51.96 <span>+8.89</span>
	50m: 33.22 100m: 1:10.09 (36.87) 150m: 1:47.66 (37.57) 200m: 2:25.67 (38.01) 250m: 3:03.89 (38.22) 300m: 3:42.02 (38.13) 350m: 4:20.15 (38.13) 400m: 4:58.34 (38.19) 450m: 5:36.34 (38.00) 500m: 6:14.38 (38.04) 550m: 6:52.42 (38.04) 600m: 7:31.43 (39.01) 650m: 8:09.73 (38.30) 700m: 8:47.95 (38.22) 750m: 9:25.90 (37.95) 800m: 10:03.99 (38.09) 850m: 10:42.30 (38.31) 900m: 11:20.61 (38.31) 950m: 11:58.87 (38.26) 1000m: 12:37.53 (38.66) 1050m: 13:15.61 (38.08) 1100m: 13:54.02 (38.41) 1150m: 14:31.90 (37.88) 1200m: 15:10.49 (38.59) 1250m: 15:48.80 (38.31) 1300m: 16:27.68 (38.88) 1350m: 17:05.92 (38.24) 1400m: 17:44.37 (38.45) 1450m: 18:22.67 (38.30) 1500m: 19:00.85 (38.18)					
2	Gemma Scott	37		0.95		19:22.12 Entry: 19:18.36 <span>+3.76</span>
	50m: 33.29 100m: 1:10.36 (37.07) 150m: 1:48.64 (38.28) 200m: 2:27.38 (38.74) 250m: 3:06.43 (39.05) 300m: 3:45.82 (39.39) 350m: 4:25.06 (39.24) 400m: 5:04.44 (39.38) 450m: 5:43.71 (39.27) 500m: 6:23.07 (39.36) 550m: 7:02.07 (39.00) 600m: 7:41.16 (39.09) 650m: 8:20.13 (38.97) 700m: 8:59.58 (39.45) 750m: 9:38.54 (38.96) 800m: 10:17.38 (38.84) 850m: 10:56.45 (39.07) 900m: 11:35.59 (39.14) 950m: 12:14.63 (39.04) 1000m: 12:53.96 (39.33) 1050m: 13:32.74 (38.78) 1100m: 14:11.99 (39.25) 1150m: 14:50.82 (38.83) 1200m: 15:29.86 (39.04) 1250m: 16:08.72 (38.86) 1300m: 16:47.94 (39.22) 1350m: 17:27.07 (39.13) 1400m: 18:06.28 (39.21) 1450m: 18:44.92 (38.64) 1500m: 19:22.12 (37.20)					
3	Andrew Steven:	61		0.88		23:07.70 Entry: 22:30.00 <span>+37.70</span>
	50m: 39.39 100m: 1:23.76 (44.37) 150m: 2:09.88 (46.12) 200m: 2:55.97 (46.09) 250m: 3:41.83 (45.86) 300m: 4:27.88 (46.05) 350m: 5:14.42 (46.54) 400m: 6:01.05 (46.63) 450m: 6:48.19 (47.14) 500m: 7:35.00 (46.81) 550m: 8:21.81 (46.81) 600m: 9:08.99 (47.18) 650m: 9:56.35 (47.36) 700m: 10:42.97 (46.62) 750m: 11:29.06 (46.09) 800m: 12:16.24 (47.18) 850m: 13:02.92 (46.68) 900m: 13:49.48 (46.56) 950m: 14:35.82 (46.34) 1000m: 15:22.26 (46.44) 1050m: 16:09.40 (47.14) 1100m: 16:56.46 (47.06) 1150m: 17:43.21 (46.75) 1200m: 18:29.23 (46.02) 1250m: 19:15.82 (46.59) 1300m: 20:02.92 (47.10) 1350m: 20:49.05 (46.13) 1400m: 21:35.80 (46.75) 1450m: 22:22.18 (46.38) 1500m: 23:07.70 (45.52)					
4	Glenn Wright	64				24:27.63 Entry: 25:42.00 <span>-74.37</span>
	50m: 48.34 100m: 1:38.67 (50.33) 150m: 2:29.86 (51.19) 200m: 3:21.13 (51.27) 250m: 4:11.84 (50.71) 300m: 5:01.18 (49.34) 350m: 5:49.62 (48.44) 400m: 6:39.59 (49.97) 450m: 7:28.49 (48.90) 500m: 8:17.67 (49.18) 550m: 9:06.64 (48.97) 600m: 9:56.14 (49.50) 650m: 10:45.09 (48.95) 700m: 11:33.96 (48.87) 750m: 12:22.61 (48.65) 800m: 13:11.98 (49.37) 850m: 14:00.19 (48.21) 900m: 14:48.81 (48.62) 950m: 15:37.43 (48.62) 1000m: 16:26.10 (48.67) 1050m: 17:15.26 (49.16) 1100m: 18:03.79 (48.53) 1150m: 18:52.48 (48.69) 1200m: 19:40.95 (48.47) 1250m: 20:29.07 (48.12) 1300m: 21:16.88 (47.81) 1350m: 22:04.81 (47.93) 1400m: 22:52.53 (47.72) 1450m: 23:40.22 (47.69) 1500m: 24:27.63 (47.41)					
5	Avy Judelson	74				25:48.41 Entry: 27:02.00 <span>-73.59</span>
	50m: 46.61 100m: 1:40.29 (53.68) 150m: 2:34.01 (53.72)					

200m: 3:25.52 (51.51) 250m: 4:15.77 (50.25) 300m: 5:06.90 (51.13)  
 350m: 5:58.52 (51.62) 400m: 6:49.71 (51.19) 450m: 7:41.54 (51.83)  
 500m: 8:32.85 (51.31) 550m: 9:23.89 (51.04) 600m: 10:14.94 (51.05)  
 650m: 11:05.95 (51.01) 700m: 11:57.28 (51.33) 750m: 12:47.97 (50.69)  
 800m: 13:37.56 (49.59) 850m: 14:33.98 (56.42) 900m: 15:24.54 (50.56)  
 950m: 16:16.59 (52.05) 1000m: 17:08.94 (52.35) 1050m: 18:01.34 (52.40)  
 1100m: 18:53.09 (51.75) 1150m: 19:45.54 (52.45) 1200m: 20:38.20 (52.66)  
 1250m: 21:30.77 (52.57) 1300m: 22:22.13 (51.36) 1350m: 23:14.95 (52.82)  
 1400m: 24:06.73 (51.78) 1450m: 24:58.53 (51.80) 1500m: 25:48.41 (49.88)

6  Ann Rogerson

71 

26:24.03  
 Entry: 26:30.00 -5.97

50m: 48.87 100m: 1:42.69 (53.82) 150m: 2:38.55 (55.86)  
 200m: 3:33.23 (54.68) 250m: 4:27.67 (54.44) 300m: 5:21.11 (53.44)  
 350m: 6:14.51 (53.40) 400m: 7:08.05 (53.54) 450m: 8:00.81 (52.76)  
 500m: 8:53.64 (52.83) 550m: 9:46.56 (52.92) 600m: 10:39.18 (52.62)  
 650m: 11:31.66 (52.48) 700m: 12:24.51 (52.85) 750m: 13:16.84 (52.33)  
 800m: 14:09.37 (52.53) 850m: 15:01.55 (52.18) 900m: 15:54.53 (52.98)  
 950m: 16:46.95 (52.42) 1000m: 17:39.86 (52.91) 1050m: 18:32.50 (52.64)  
 1100m: 19:24.91 (52.41) 1150m: 20:17.51 (52.60) 1200m: 21:10.95 (53.44)  
 1250m: 22:03.57 (52.62) 1300m: 22:56.12 (52.55) 1350m: 23:48.29 (52.17)  
 1400m: 24:41.02 (52.73) 1450m: 25:33.16 (52.14) 1500m: 26:24.03 (50.87)

7  Ian Gunthorp

80 

27:45.74  
 Entry: 29:00.00 -74.26

50m: 48.30 100m: 1:43.45 (55.15) 150m: 2:39.36 (55.91)  
 200m: 3:35.86 (56.50) 250m: 4:31.78 (55.92) 300m: 5:27.92 (56.14)  
 350m: 6:23.73 (55.81) 400m: 7:19.69 (55.96) 450m: 8:16.10 (56.41)  
 500m: 9:12.59 (56.49) 550m: 10:08.76 (56.17) 600m: 11:04.74 (55.98)  
 650m: 12:00.40 (55.66) 700m: 12:56.09 (55.69) 750m: 13:52.82 (56.73)  
 800m: 14:47.05 (54.23) 850m: 15:43.78 (56.73) 900m: 16:40.25 (56.47)  
 950m: 17:35.86 (55.61) 1000m: 18:32.51 (56.65) 1050m: 19:28.59 (56.08)  
 1100m: 20:25.92 (57.33) 1150m: 21:21.54 (55.62) 1200m: 22:18.91 (57.37)  
 1250m: 23:14.27 (55.36) 1300m: 24:12.21 (57.94) 1350m: 25:07.87 (55.66)  
 1400m: 26:03.42 (55.55) 1450m: 26:56.61 (53.19) 1500m: 27:45.74 (49.13)

8  Debra Shiers

62 

0.98 27:49.02  
 Entry: 29:09.58 -80.56

50m: 50.04 100m: 1:44.93 (54.89) 150m: 2:40.50 (55.57)  
 200m: 3:37.09 (56.59) 250m: 4:33.65 (56.56) 300m: 5:29.90 (56.25)  
 350m: 6:25.70 (55.80) 400m: 7:22.14 (56.44) 450m: 8:18.00 (55.86)  
 500m: 9:13.61 (55.61) 550m: 10:10.03 (56.42) 600m: 11:04.46 (54.43)  
 650m: 11:59.57 (55.11) 700m: 12:54.94 (55.37) 750m: 13:50.19 (55.25)  
 800m: 14:42.07 (51.88) 850m: 15:40.78 (58.71) 900m: 16:38.13 (57.35)  
 950m: 17:33.53 (55.40) 1000m: 18:29.75 (56.22) 1050m: 19:25.67 (55.92)  
 1100m: 20:22.98 (57.31) 1150m: 21:19.35 (56.37) 1200m: 22:16.55 (57.20)  
 1250m: 23:13.53 (56.98) 1300m: 24:09.92 (56.39) 1350m: 25:07.98 (58.06)  
 1400m: 26:03.42 (55.44) 1450m: 26:58.66 (55.24) 1500m: 27:49.02 (50.36)

9  Emma Kong


40 

0.92 29:01.45  
 Entry: 29:30.00 -28.55

50m: 46.89 100m: 1:41.83 (54.94) 150m: 2:38.08 (56.25)  
 200m: 3:34.25 (56.17) 250m: 4:30.44 (56.19) 300m: 5:26.90 (56.46)  
 350m: 6:23.79 (56.89) 400m: 7:21.25 (57.46) 450m: 8:18.99 (57.74)  
 500m: 9:16.30 (57.31) 550m: 10:14.48 (58.18) 600m: 11:12.49 (58.01)  
 650m: 12:11.16 (58.67) 700m: 13:09.19 (58.03) 750m: 14:08.22 (59.03)  
 800m: 15:06.94 (58.72) 850m: 16:06.81 (59.87) 900m: 17:05.42 (58.61)  
 950m: 18:04.95 (59.53) 1000m: 19:06.68 (1:01.73) 1050m: 20:06.67 (59.99)  
 1100m: 21:07.81 (1:01.14) 1150m: 22:08.89 (1:01.08) 1200m: 23:08.94 (1:00.05)  
 1250m: 24:08.99 (1:00.05) 1300m: 25:08.85 (59.86) 1350m: 26:09.43 (1:00.58)  
 1400m: 27:08.37 (58.94) 1450m: 28:07.20 (58.83) 1500m: 29:01.45 (54.25)

10  Megan Agnew46 29:27.68 -212.32  
Entry: 33:00.00

50m: 48.85 100m: 1:43.62 (54.77) 150m: 2:40.50 (56.88)  
 200m: 3:37.75 (57.25) 250m: 4:35.24 (57.49) 300m: 5:33.76 (58.52)  
 350m: 6:32.88 (59.12) 400m: 7:30.94 (58.06) 450m: 8:30.94  
 (1:00.00)  
 500m: 9:29.98 (59.04) 550m: 10:29.67 (59.69) 600m: 11:30.12  
 (1:00.45)  
 650m: 12:30.51 (1:00.39) 700m: 13:30.39 (59.88) 750m: 14:30.49  
 (1:00.10)  
 800m: 15:31.40 (1:00.91) 850m: 16:31.30 (59.90) 900m: 17:31.06 (59.76)  
 950m: 18:29.83 (58.77) 1000m: 19:29.18 (59.35) 1050m: 20:28.23 (59.05)  
 1100m: 21:27.86 (59.63) 1150m: 22:28.22 (1:00.36) 1200m: 23:29.19  
 (1:00.97)  
 1250m: 24:29.26 (1:00.07) 1300m: 25:29.24 (59.98) 1350m: 26:29.94  
 (1:00.70)  
 1400m: 27:30.99 (1:01.05) 1450m: 28:30.58 (59.59) 1500m: 29:27.68 (57.10)

11  Ann Browett69 30:39.25 -380.75  
Entry: 37:00.00

50m: 53.36 100m: 1:51.75 (58.39) 150m: 2:51.50 (59.75)  
 200m: 3:50.46 (58.96) 250m: 4:49.83 (59.37) 300m: 5:50.47  
 (1:00.64)  
 350m: 6:50.74 (1:00.27) 400m: 7:53.03 (1:02.29) 450m: 8:54.76  
 (1:01.73)  
 500m: 9:56.22 (1:01.46) 550m: 10:58.82 (1:02.60) 600m: 12:00.46  
 (1:01.64)  
 650m: 13:02.09 (1:01.63) 700m: 14:03.75 (1:01.66) 750m: 15:05.36  
 (1:01.61)  
 800m: 16:06.06 (1:00.70) 850m: 17:09.60 (1:03.54) 900m: 18:11.60  
 (1:02.00)  
 950m: 19:13.79 (1:02.19) 1000m: 20:15.82 (1:02.03) 1050m: 21:18.90  
 (1:03.08)  
 1100m: 22:22.86 (1:03.96) 1150m: 23:26.65 (1:03.79) 1200m: 24:28.93  
 (1:02.28)  
 1250m: 25:32.11 (1:03.18) 1300m: 26:34.42 (1:02.31) 1350m: 27:36.72  
 (1:02.30)  
 1400m: 28:37.51 (1:00.79) 1450m: 29:40.64 (1:03.13) 1500m: 30:39.25 (58.61)

12  Ali Hill45 34:25.84 -334.16  
Entry: 40:00.00

50m: 1:03.20 100m: 2:08.93 (1:05.73) 150m: 3:15.45 (1:06.52)  
 200m: 4:23.49 (1:08.04) 250m: 5:32.45 (1:08.96) 300m: 6:41.56 (1:09.11)  
 350m: 7:51.38 (1:09.82) 400m: 8:59.72 (1:08.34) 450m: 10:08.29 (1:08.57)  
 500m: 11:17.82 (1:09.53) 550m: 12:28.75 (1:10.93) 600m: 13:38.09 (1:09.34)  
 650m: 14:47.45 (1:09.36) 700m: 15:57.13 (1:09.68) 750m: 17:05.86 (1:08.73)  
 800m: 18:13.50 (1:07.64) 850m: 19:21.43 (1:07.93) 900m: 20:31.34 (1:09.91)  
 950m: 21:41.06 (1:09.72) 1000m: 22:50.80 (1:09.74) 1050m: 24:01.64 (1:10.84)  
 1100m: 25:12.40 (1:10.76) 1150m: 26:23.71 (1:11.31) 1200m: 27:34.76 (1:11.05)  
 1250m: 28:45.17 (1:10.41) 1300m: 29:55.66 (1:10.49) 1350m: 31:05.39 (1:09.73)  
 1400m: 32:14.87 (1:09.48) 1450m: 33:24.00 (1:09.13) 1500m: 34:25.84 (1:01.84)

13  Ilonka Buwalda50 37:24.53 -90.35  
Entry: 38:54.88

50m: 1:00.50 100m: 2:08.77 (1:08.27) 150m: 3:21.74 (1:12.97)  
 200m: 4:36.40 (1:14.66) 250m: 5:52.17 (1:15.77) 300m: 7:06.35 (1:14.18)  
 350m: 8:21.03 (1:14.68) 400m: 9:36.45 (1:15.42) 450m: 10:53.38 (1:16.93)  
 500m: 12:10.73 (1:17.35) 550m: 13:27.58 (1:16.85) 600m: 14:43.55 (1:15.97)

650m: 15:59.55  
(1:16.00)

800m: 19:52.10  
(1:16.35)

950m: 23:39.96  
(1:15.41)

1100m: 27:28.82  
(1:16.46)

1250m: 31:18.97  
(1:16.59)

1400m: 35:03.75  
(1:15.09)

700m: 17:17.68  
(1:18.13)

850m: 21:08.41  
(1:16.31)

1000m: 24:54.87  
(1:14.91)

1150m: 28:45.79  
(1:16.97)

1300m: 32:34.17  
(1:15.20)

1450m: 36:17.22  
(1:13.47)

750m: 18:35.75  
(1:18.07)

900m: 22:24.55  
(1:16.14)


1050m: 26:12.36  
(1:17.49)

1200m: 30:02.38  
(1:16.59)

1350m: 33:48.66  
(1:14.49)

1500m: 37:24.53  
(1:07.31)

-

 Eleanor Griffiths

48



DNS